




# Better policies with structured web data

## Contents

Introduction	02
Insights into the digital economy of a country	03
Map the internet economy by sector	04
Complement your analyses with web data	04
Understand cybersecurity vulnerabilities in your country	05
Partnership projects	06



## Introduction

Obtaining timely data in the public sector can be difficult, let alone structuring it into something actionable. We index the world wide web every month to provide international organizations, government bodies such as National Statistics Offices (NSOs) and companies with timely data on websites, businesses, industries and web technology trends. Since 2012, we've been collecting and structuring web data supporting informed policy-making for governments and leading organizations such as Statistics Netherlands and the UN.

Big data allows you to access timely insights and by combining it with more traditional data sources, such as business registries, you can create more in-depth analyses to gain a better understanding of the digital economy. Our data is structured into over 200 different fields, including business names, tax and business registry numbers, geographical and contact information that can be used to link the data to traditional data sources like national business registries.

700 million hostnames

200 data fields

5 proprietary scores

110 unique tickers

25 million company websites

4 years of historical data

50 countries

GDPR and CCPA compliant

Our data and processes comply with European General Data Protection Regulation (GDPR) as well as with the California Consumer Privacy Act (CCPA). We do not crawl websites if they disallow crawling, thereby complying with the international standard of the Robots Exclusion protocol. You can trust the integrity of our data as we can always trace it to its source: we don't use any third-party data (except for our Traffic Index). Our Privacy by Design technology ensures that, by default, we minimize the personally identifiable information (PII) to what is needed to accomplish your goal.

## Insights into the digital economy of a country

Given the rising significance of the internet economy in the overall economy, it is imperative that governments, NSOs and intergovernmental organizations have a real-time understanding of how the digital economy is developing over time.

By applying global web data indexed from more than 600 million domains, including 25 million company websites, you can analyze diverse economic indicators and trends such as fastest growing industries and markets across countries, growth of e-commerce and internet usage demographics. You can examine how often company websites change, which web technologies they're using and how they're evolving with time.

Measure and monitor the size and growth of the digital economy monthly, and understand how businesses make use of the web: how digitally active businesses are in a given country, what percentage of these websites is e-commerce, what the share of different industries is and more. Dissect the data with more than 200 unique data fields and track historical changes up to 4 years back in time. Gain an overview with immediate access to a diverse variety of graphs and statistical reports.



## Map the internet economy by sector

Understanding how different sectors are evolving over time can help governments and public institutions anticipate and respond to shifting market conditions as well as develop targeted policies to support economic growth.

We classify business websites into industries using the internationally recognized Standard Industrial Classification (SIC) codes. As the economic activities of a company change, its website immediately reflects these updates. Utilizing the SIC codes allows you to map different industries based on their internet presence and economic activity online. Matching this with our historical data and monthly updates, you can identify growing and declining sectors as well as monitor any companies that reorient their business focus to other sectors.



## Complement your data with our web data


Traditional data sources in the public domain can often have a time lag and gathering the information in real-time is difficult. When timely data is needed, web data can serve as a vital additional information source to complement your traditional data sources. Additionally, traditional data sources can often be limited to specific geographic regions, whereas web data provides access to a wide range of web sources globally.

Expand your data from official business registries and surveys with monthly updated structured web data from active company websites. Link data variables such as business registry numbers, tax identification numbers, business names, website names, postal codes, telephone numbers and email addresses with the most recent information indexed from the website of the respective business.

## Understand cybersecurity vulnerabilities in your country

As more transactions move online, cybersecurity is an increasingly critical concern for governments. Dataprovider.com helps you get an overview of digital assets and their security vulnerabilities within an organization, or analyze the general security landscape in a country.

By identifying and monitoring cybersecurity vulnerabilities and emerging trends in cybercrime, you can develop policies that effectively address the rising threat of cybersecurity attacks. Our data allows you to get a complete picture of the security gaps and vulnerabilities of companies in your country. For example, you can discover how to prevent phishing, email spam and clickjacking by identifying outdated SSL certificates, CMS systems or PHP versions and propose guidelines and policies to address these.



## Partnership projects

The trusted data provider for governments, National Statistic Offices and intergovernmental organizations.

Dataprovider.com operates in a wide range of verticals. We help intergovernmental organizations such as the United Nations and governments all over the world with thorough insights into the digital economy. We provide data intelligence to corporations like GoDaddy, PayPal and Google to better understand different markets, customers and competitors.

Within the public sector, we provide structured data to governments, intergovernmental organizations, National Statistics Offices and chambers of commerce to support their data-driven research and decision-making.

If you have any questions about how our data can benefit your work or research, don't hesitate to reach out to us at [info@dataprovider.com](mailto:info@dataprovider.com) and we'll show you how web data can contribute to more effective policy-making.



### Measuring the Internet Economy with Big Data in the Netherlands.

Collaboration with Statistics Netherlands.



### Evolution of Business Websites during the COVID-19 Pandemic in Select Latin American Countries.

Cooperation with UN ECLAC.




### An International Website Analysis of Companies' Reaction to the COVID-19 Pandemic.

Report and interactive dashboard – Partnership with the University of Amsterdam and ETH Zürich.



### URL Addresses for the Business Register.

In collaboration with the Federal Statistical Office of Germany.



**DATA  
PROVIDER.  
COM**